

Food Fortification

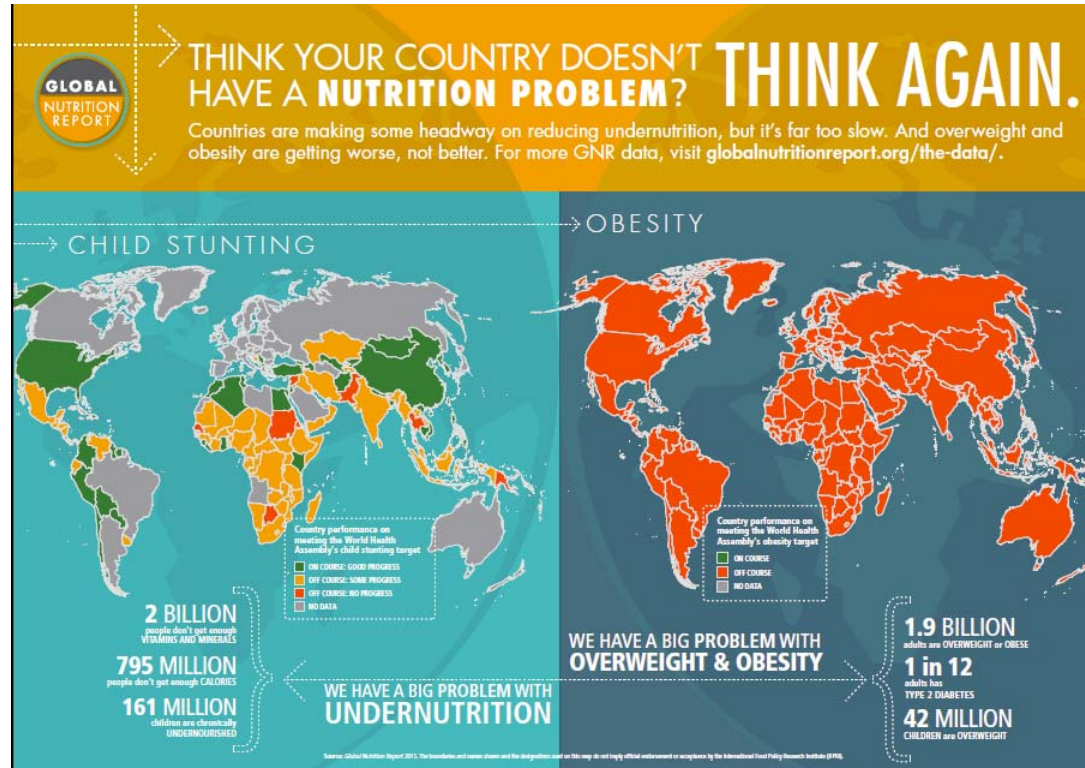
A complementary strategy to tackle micronutrient deficiencies

Col R Sankar (Retd), MD, MNAMS, FICP
Senior Advisor Nutrition, TATA Trusts

NAMS-NFI Symposium
MDGs Lessons learnt and way forward to SDGs
November 27th, 2015, New Delhi, India

Global Nutrition Challenge

Micronutrient Deficiencies are major public health problem



Vitamin and mineral deficiencies affect nearly 2 billion people worldwide and contribute substantially to Global Burden of Disease

Food fortification is a cost effective and complementary strategy that has helped virtually eliminate many nutrition disorders from the more industrialized countries in the world, but is grossly under-utilized strategy in developing countries

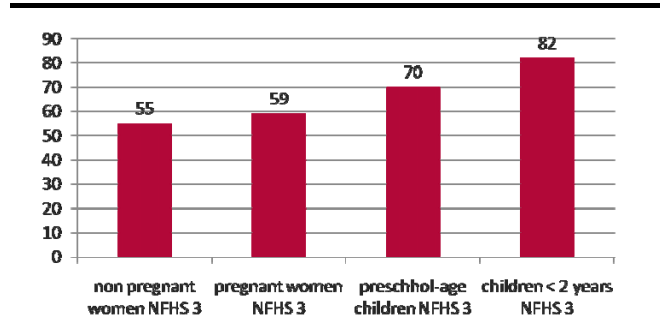


Micronutrients

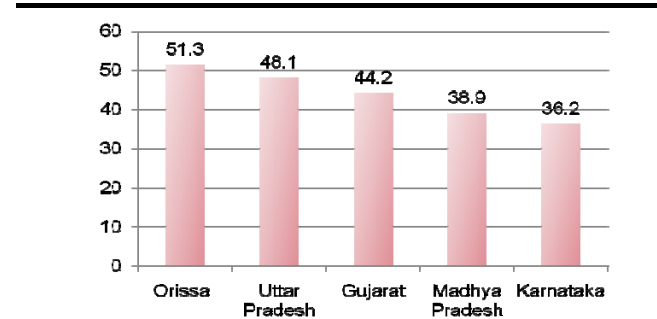
Zinc	Vitamin D	Cobalt
Iodine	Thiamin	Riboflavin
Vitamin B ₆	Vitamin E	Magnesium
Manganese	Iron	Selenium
Folate	Vitamin B ₁₂	Niacin
Vitamin A	Phosphorus	Vitamin K
Vitamin C	Cobalamin	Chromium

Micronutrient deficiencies: A silent emergency in India

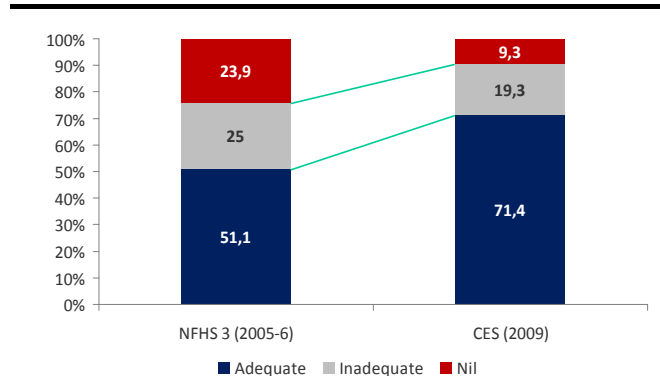
IDA prevalence



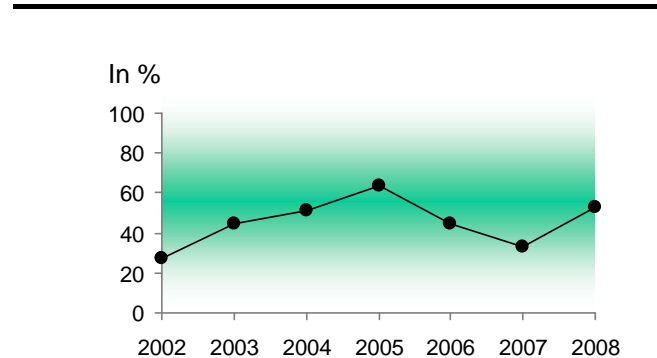
Prevalence of zinc deficiency



Households consuming adequately iodized salt



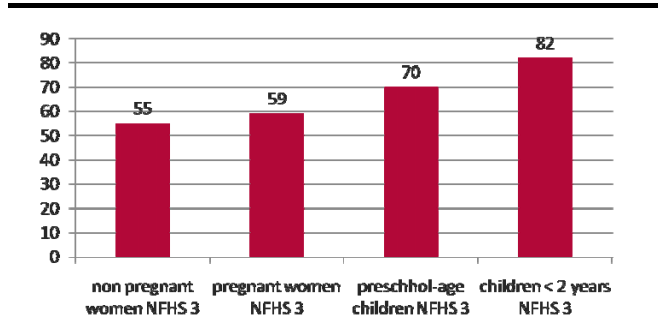
Children 6-59 months receiving two doses of Vitamin A during calendar year



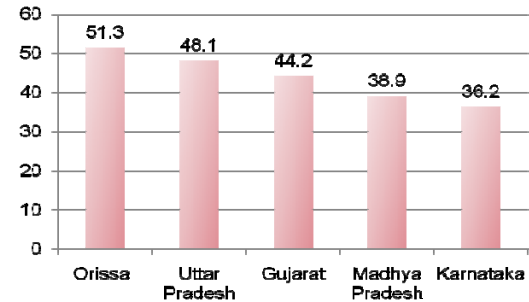
Source: NFHS 3, SOWC 2009, National Iodine Deficiency Control Program, Annual Report (2009-2010); M/o Health and Family Welfare, Govt. of India, New Delhi; Kapil U, Jain K. Magnitude of Zinc Deficiency amongst Under Five Children in India. J Pediatrics. 2011 Feb 12.; Singh B, Dheeravathu SN, Usha K. Micronutrient Deficiency: A global challenge and physiological approach to improve grain productivity under low zinc availability. Plant Stress. 11 November 2010 ; 76-93.

Micronutrient deficiencies: A silent emergency in India

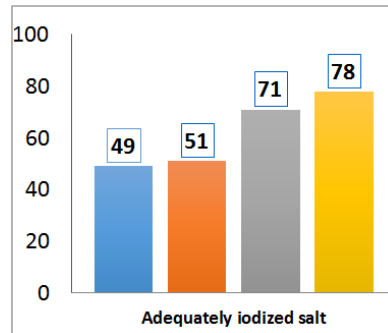
IDA prevalence



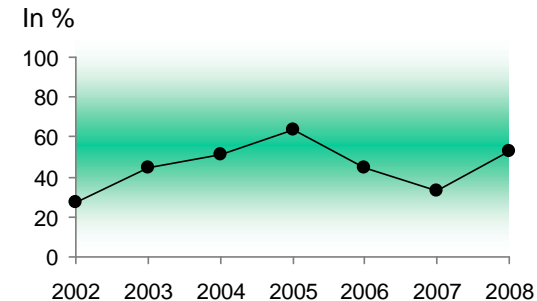
Prevalence of zinc deficiency



Households consuming adequately iodized salt

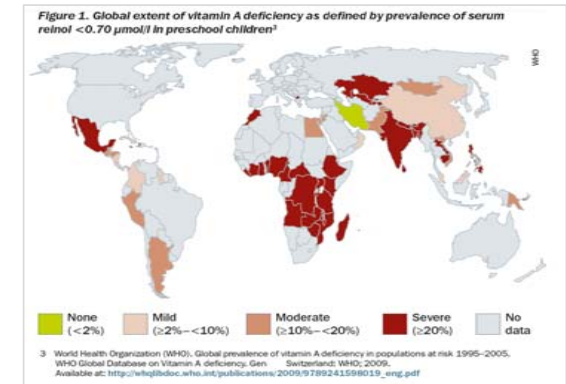
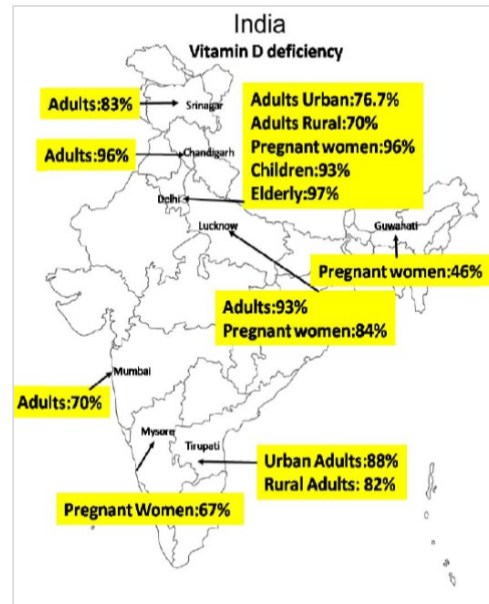


Children 6-59 months receiving two doses of Vitamin A during calendar year



Vitamin A and Vitamin D Deficiency is Widespread in India

- A study published in American Society for Clinical Nutrition, 2005, found 84% of Indian women testing deficient for Vitamin D - having 25 (OH)D levels below 22.5 ng/L
- 59% of the population is deficient in Vitamin D, 25% have very low levels of Vitamin D (Journal of Clinical Endocrinology and Metabolism, March 2010)
- The prevalence of Bitot's spot, the objective sign of clinical VAD (0.8%) higher than WHO cut off for public health significance (0.5%) – NNMB Technical report 22, 2003
- Blood Vitamin A deficiency 61% - 'severe public health problem' as per WHO (20%)
- Proportion of Severe blood VAD 21% - again qualifies as 'severe public health problem as per WHO (5%)



NTD in India

- NTD is the commonest congenital malformation in Indian population
- The incidence varies - 0.5 - 8 / 1000 births
- Significant regional variation in its incidence

Incidence of neural tube defects in the least-developed area of India: a population-based study

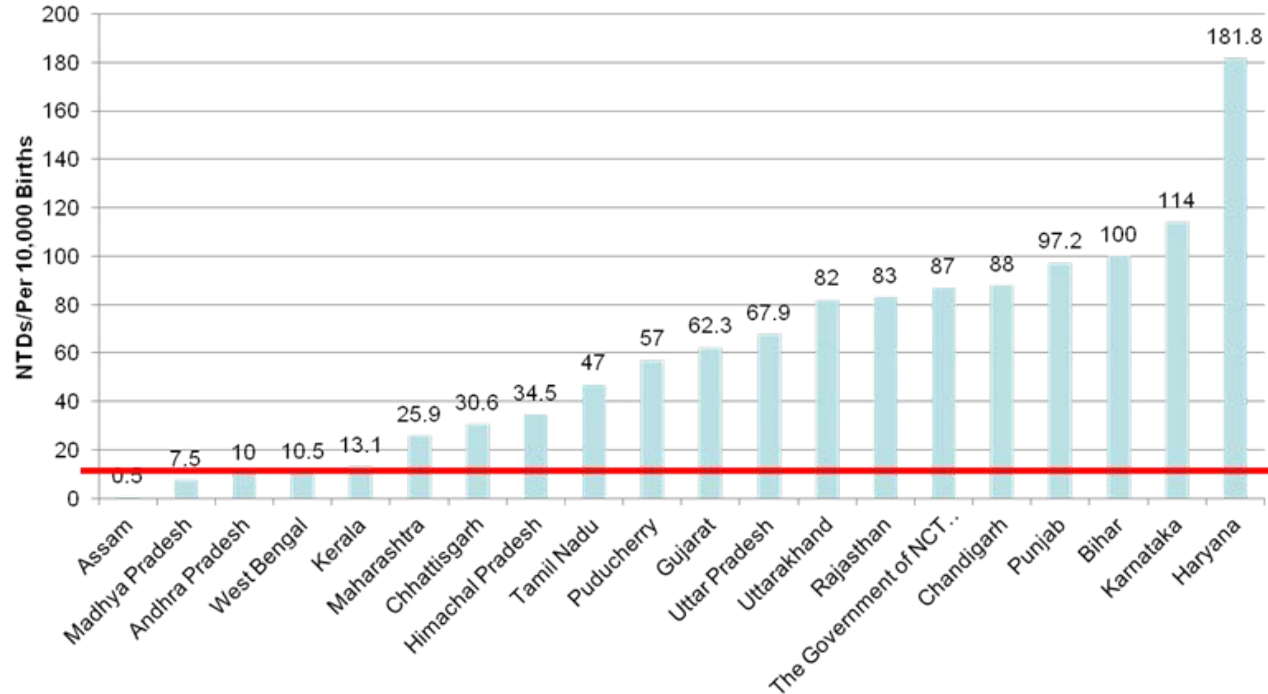
Anil Cherian, Siju Seena, Robyn K Bullock, Aśok C Antony

Lancet 2005; 366: 930–31
See [Comment](#) page 871
Emmanuel Hospital
Association-Prem Sewa
Hospital, Utraula, Balrampur
District, Uttar Pradesh, India
(A. Cherian MBBS, S Seena MSc,
R K Bullock RN); Indiana

Hospital-based records from major cities of India, where roughly a quarter of the population resides, identified the frequency of neural tube defects (NTDs) as ranging from 3·9 to 8·8 per 1000 births, but the incidence in rural areas is unknown. We did a population-based door-to-door survey of mothers living in remote clusters of villages in Balrampur District in Uttar Pradesh, a region ranked as the least-developed area in India. The data showed that the incidence of NTDs was 6·57–8·21 per 1000 livebirths, which is among the highest worldwide. India's Ministry of Health needs to produce a strategy to reduce the incidence of such defects.



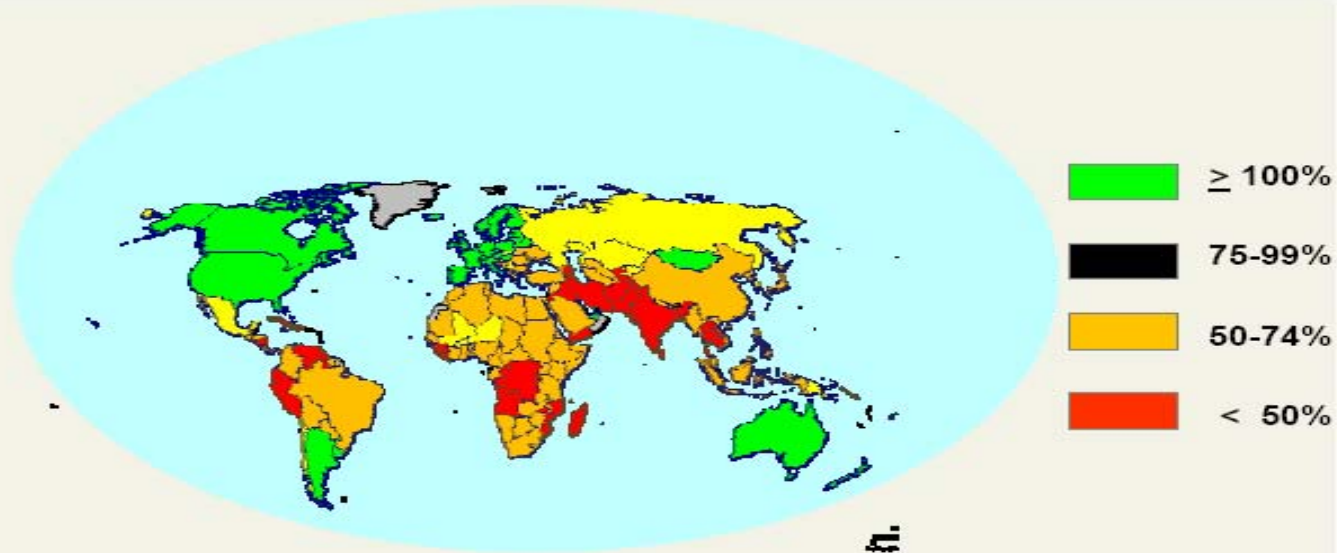
Neural Tube Defects per 10000 births



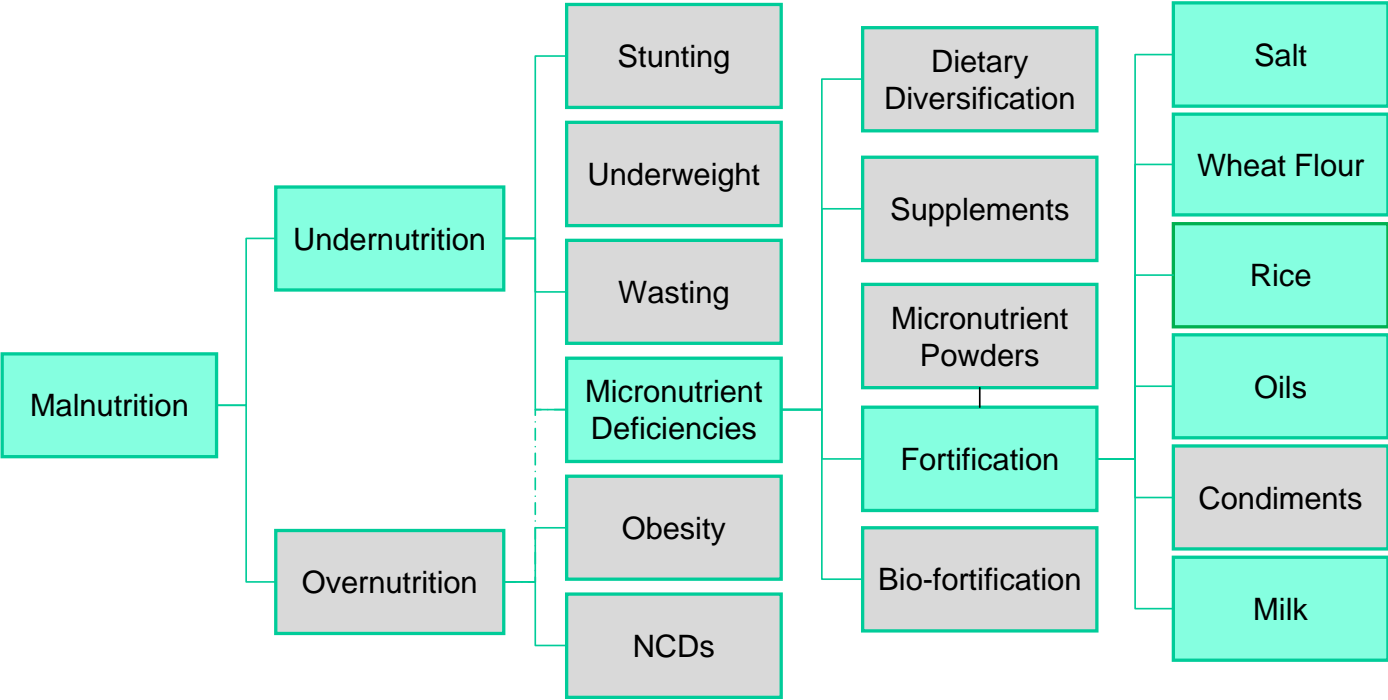
Source : "India Strategy" : Flour Fortification Initiative

Zinc Deficiency

Zinc in the national food supply, as % weighted mean per capita requirement
(adjusting for estimated zinc absorption from food supply)



Solution pathway



Micronutrient deficiencies

Dietary diversification

- Median intakes of all the nutrients, except for **thiamine** were below the recommended dietary allowances (RDA) for Indians
- Proportion of HHs not meeting **even 50% of RDA** was 50-81% for riboflavin and vitamin A
- Proportion of **pre-school children** not meeting even 50% of RDA for calcium, vitamin A, riboflavin and vitamin C was about **51- 82%**
- Proportion of **adolescents** not meeting even 50% of RDA for calcium, vitamin A, riboflavin and vitamin C was about **52-85%**

Micronutrient deficiencies

Supplementation

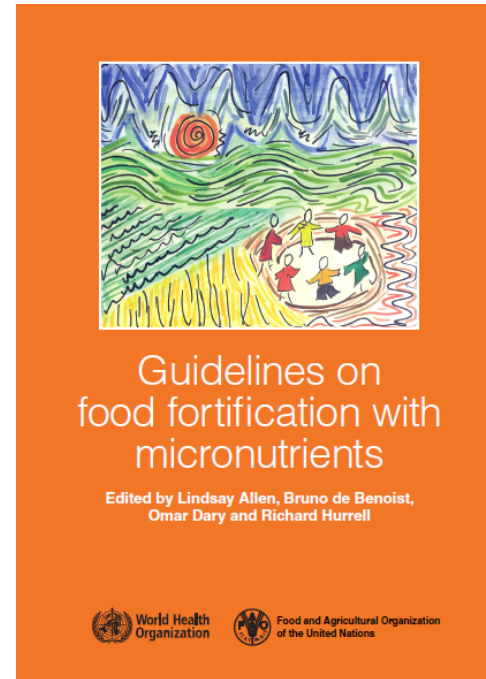
- IFA coverage – received/purchased > 100 tablets **31.2%**
- IFA coverage – consumed 100 or more tab in pregnancy **23.6%**
- IFA coverage in children 6-59 months **13.8%**
- Vitamin A supplementation 6-59 months **46.2%**
- ORS and Zinc in children with diarrhoea **12.6%**



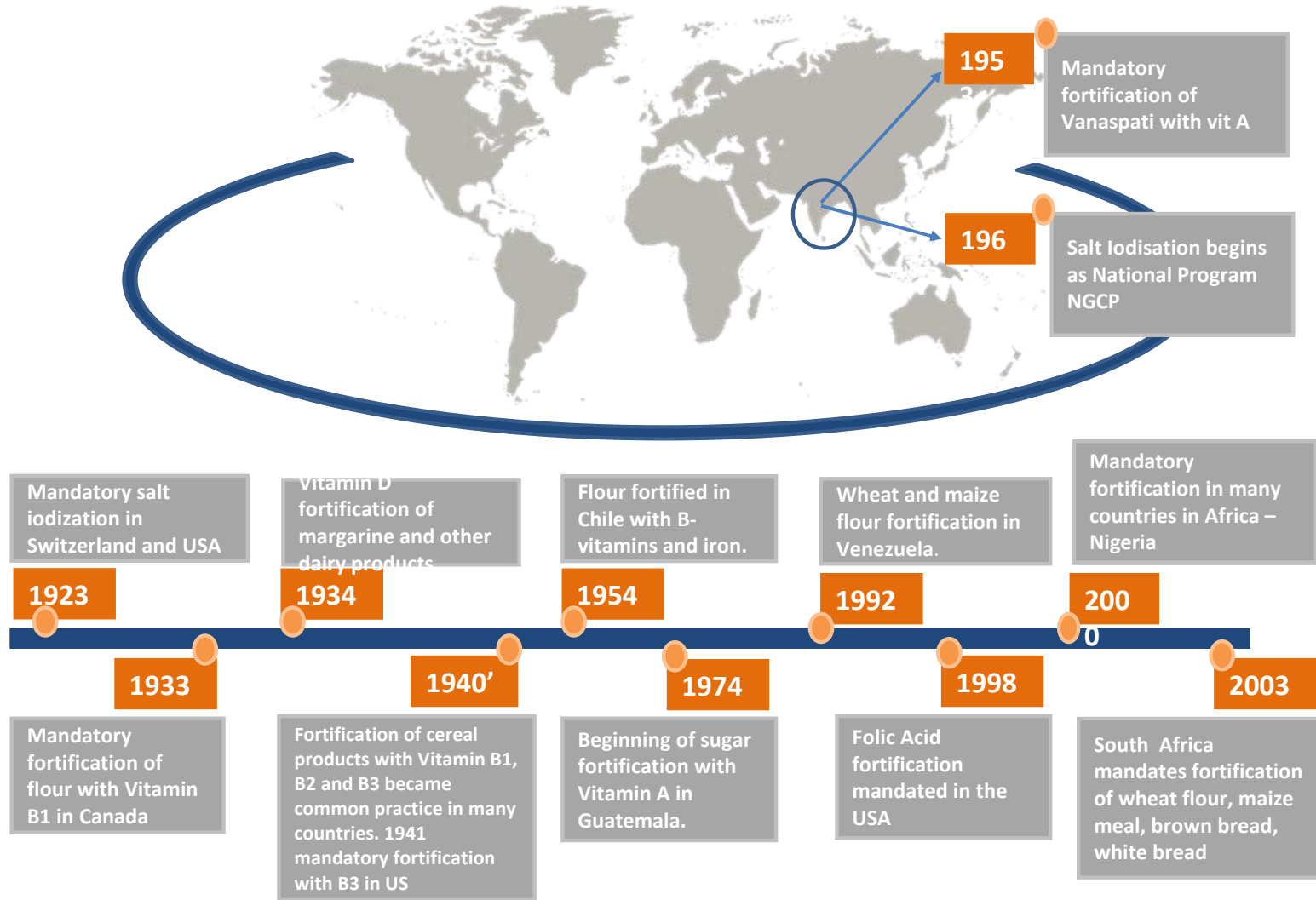
Types of Fortification

- **Mass fortification – Universal**
- **Targeted fortification**
- Market-driven fortification
- Other types of fortification

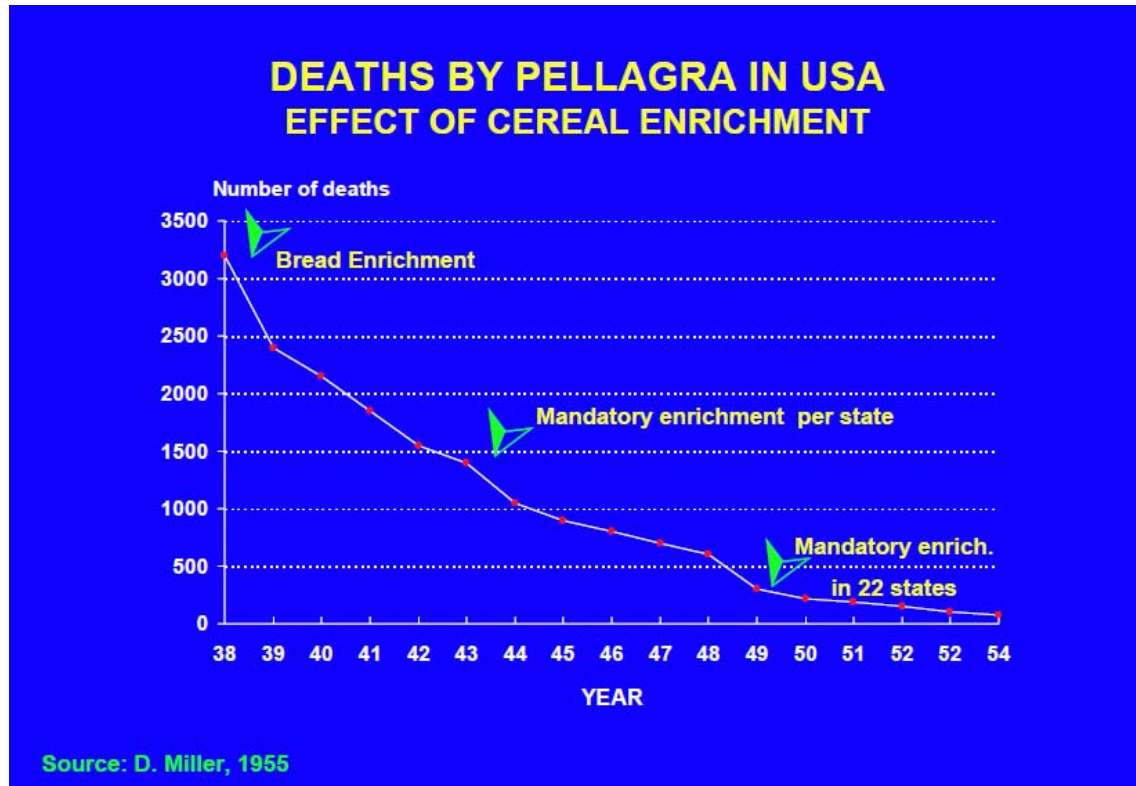
Mass fortification	<ol style="list-style-type: none">1. Salt2. Fats and oils3. Wheat flour4. Rice5. Milk
Targeted fortification	<ol style="list-style-type: none">1. MNP – children, women2. RTE supplementary food
Market driven	<ol style="list-style-type: none">1. Wheat products2. Beverages3. Others
Other types of fortification	<ol style="list-style-type: none">1. Point of use fortification2. Fortified dal analogue



Food fortification: Global timeline

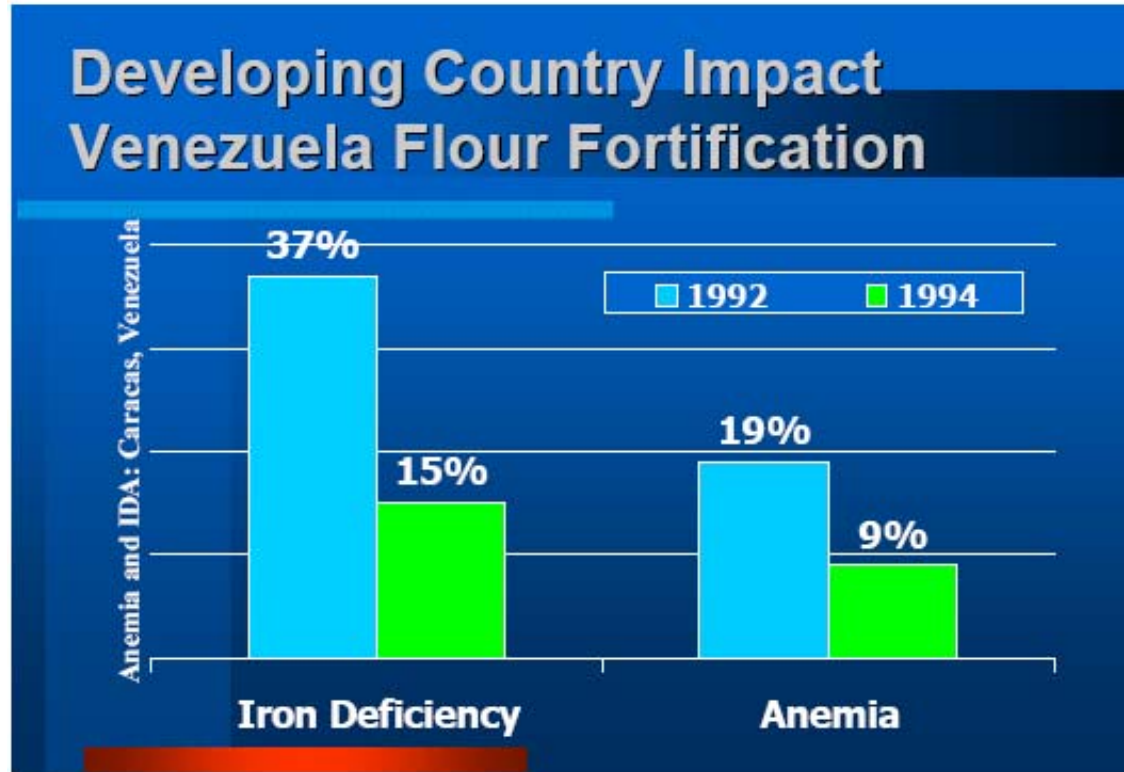


Flour



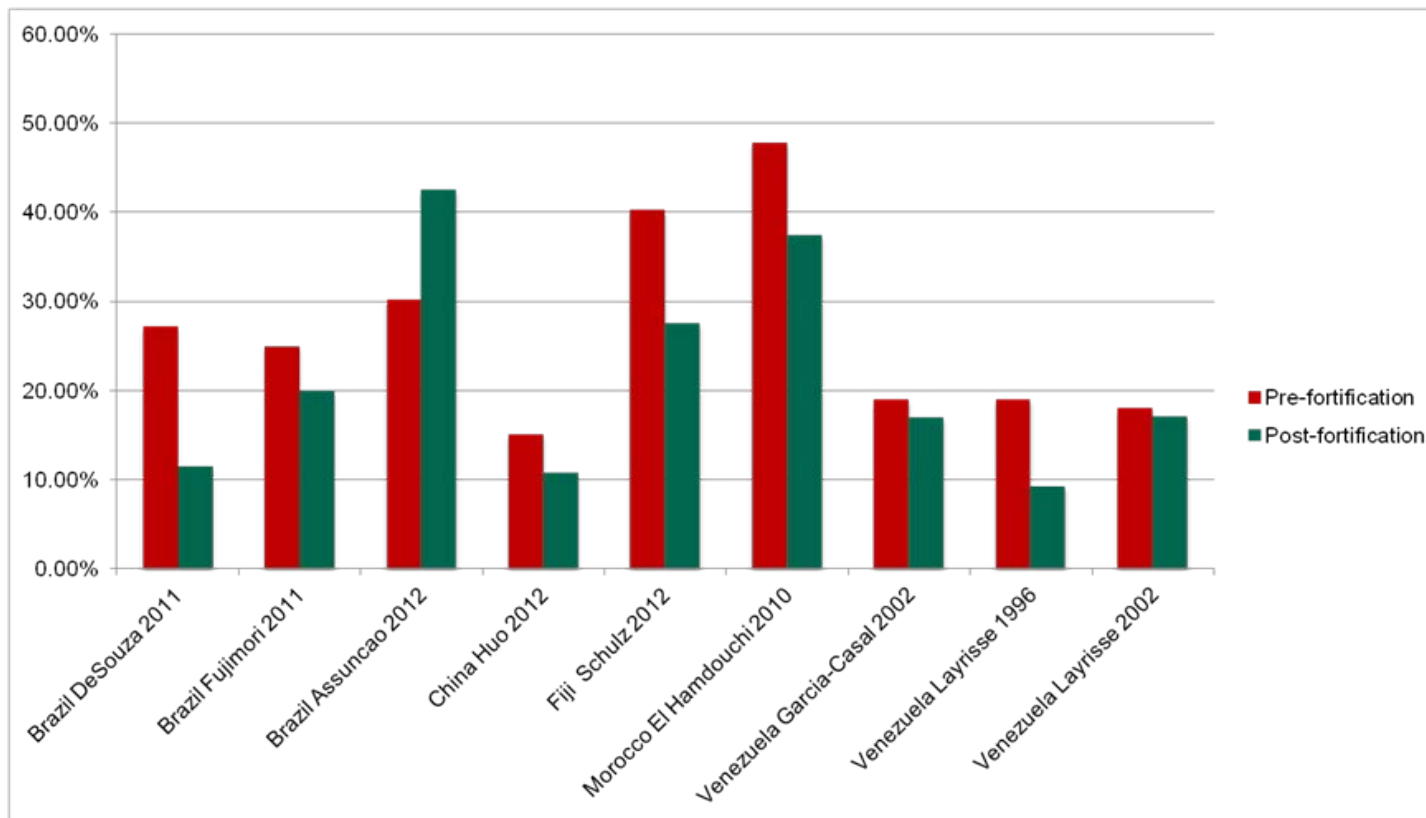


Flour



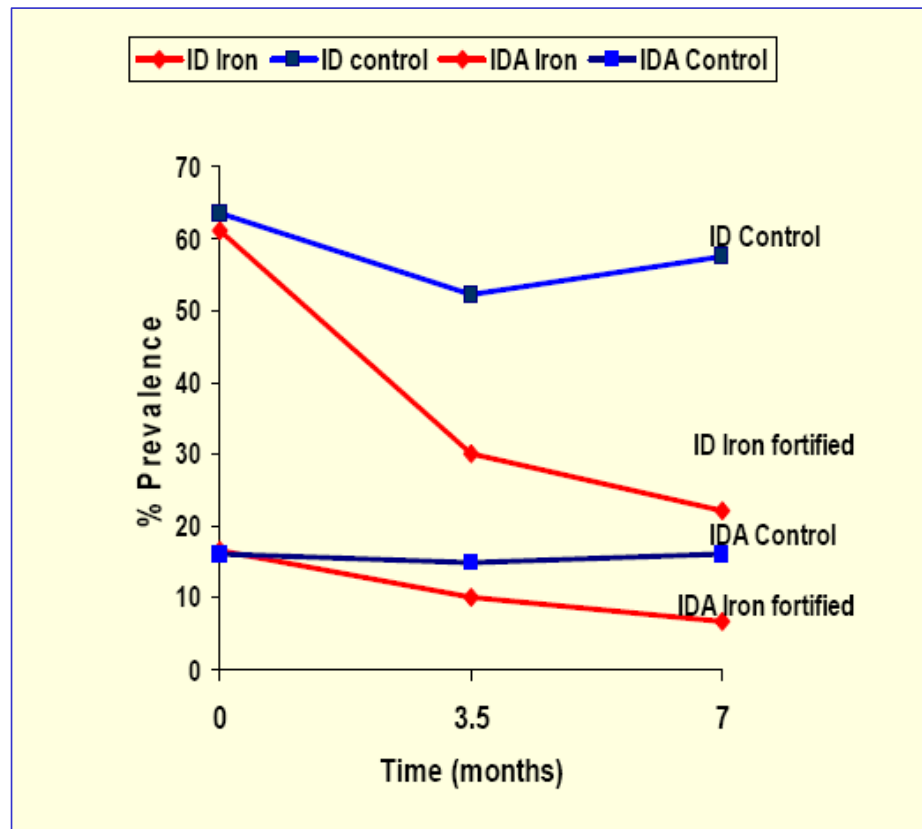


Flour fortification – Iron deficiency Effectiveness Studies

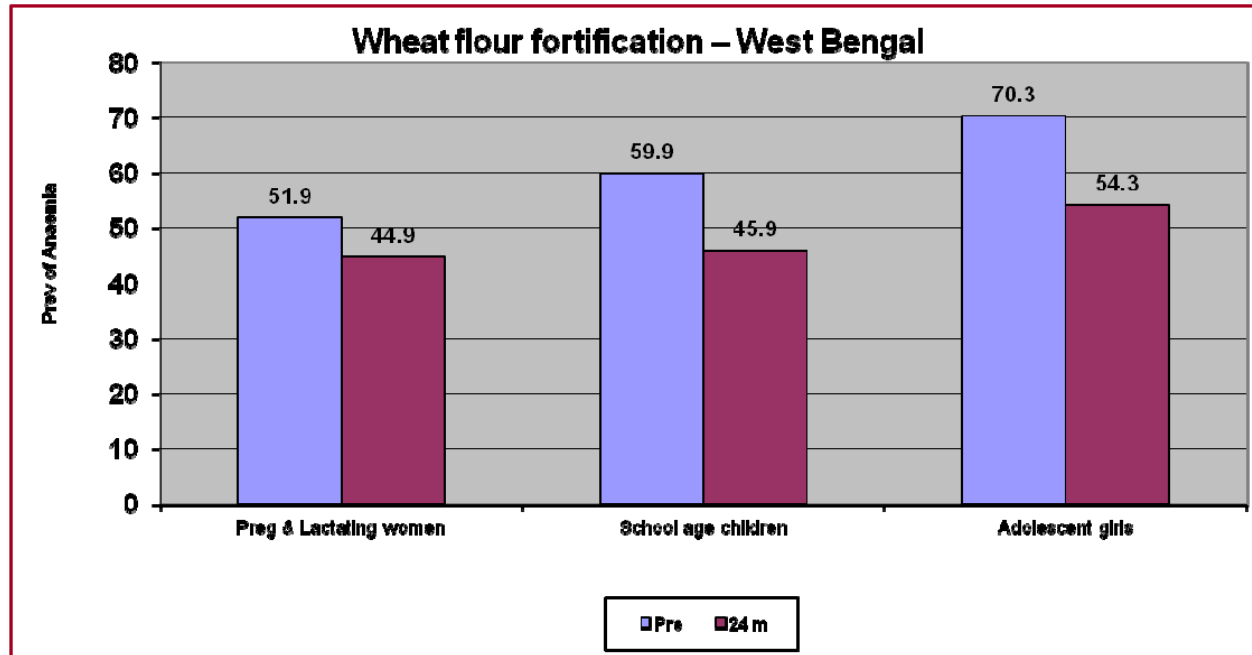




Wheat Flour



Wheat Flour



WFF has picked up momentum in India. Gujarat has been doing it for few years now. Several other state govts are introducing it in PDS and are using it in Mid Day Meal

Flour

The NEW ENGLAND JOURNAL of MEDICINE

ORIGINAL ARTICLE

Reduction in Neural-Tube Defects after Folic Acid Fortification in Canada

Philippe De Wals, Ph.D., Fassiatou Tairou, M.Sc., Margot I. Van Allen, M.D.,

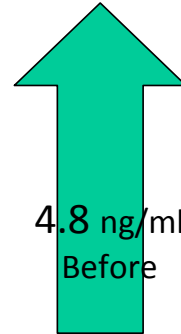
CONCLUSIONS

Food fortification with folic acid was associated with a significant reduction in the rate of neural-tube defects in Canada. The decrease was greatest in areas in which the baseline rate was high.

Flour

The Centers for Disease Control and Prevention reported that neural tube defects has decreased by 19 percent following folic acid fortification in the U.S. food supply.

14.5 ng/ml
Post-fortification



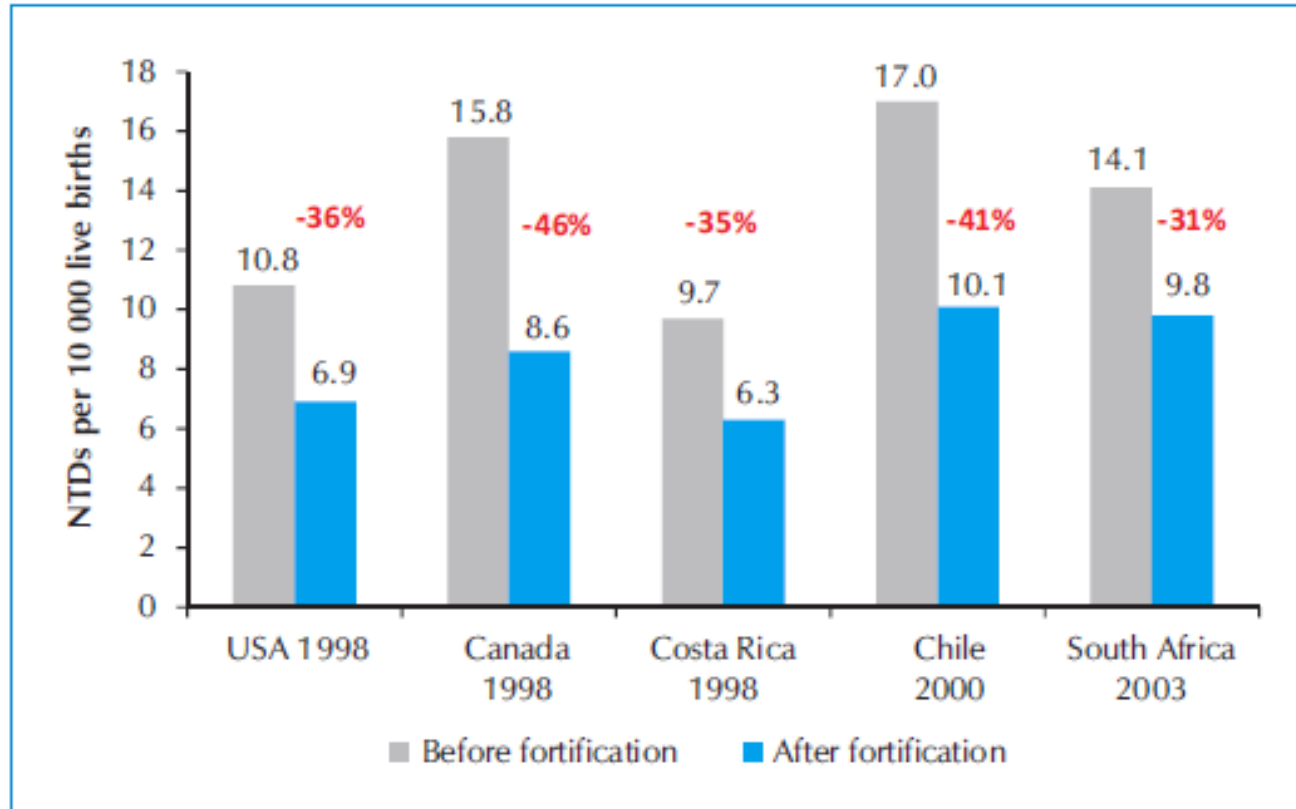
4.8 ng/ml
Before



US fortification rapidly increased the serum folate

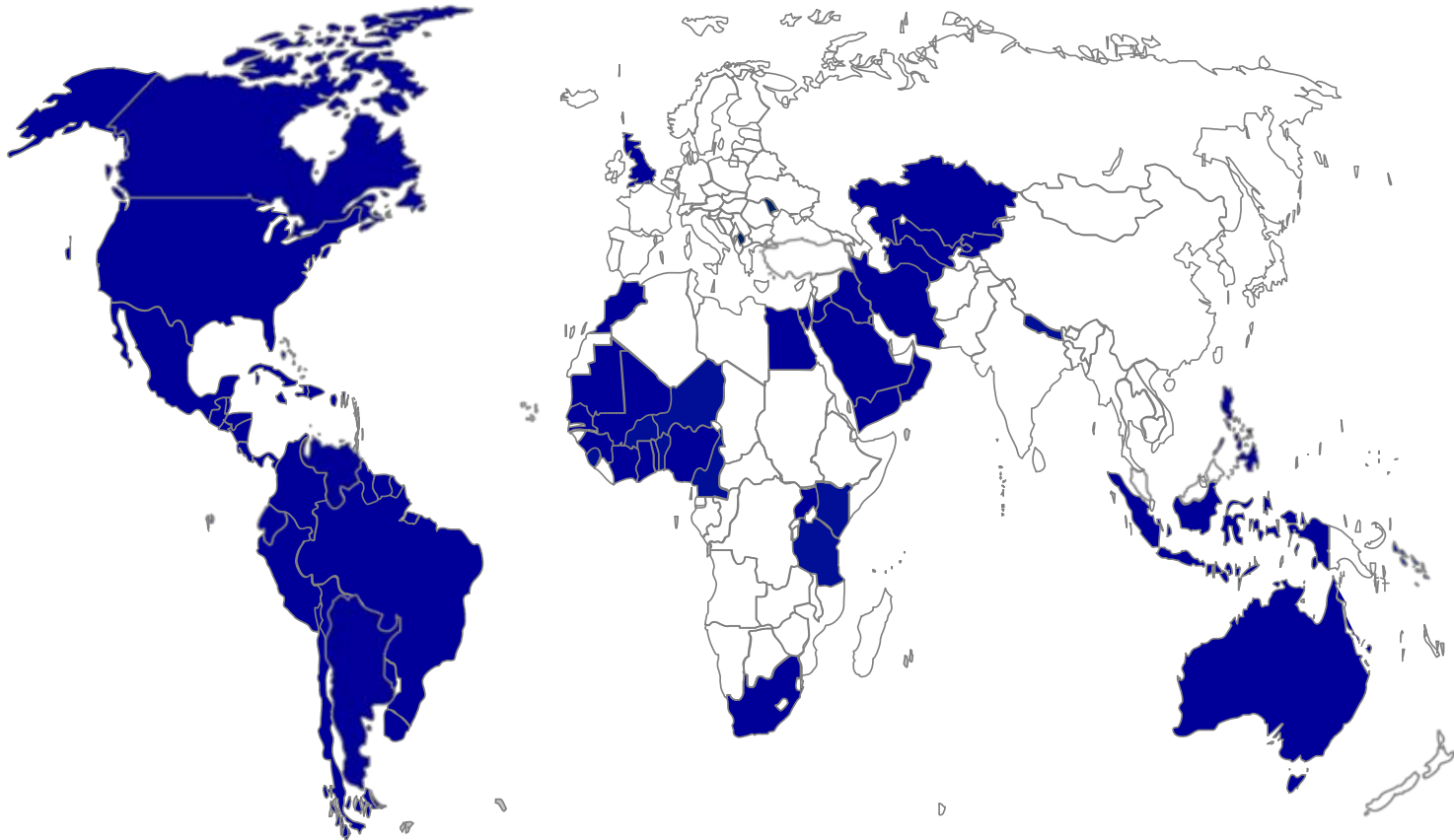


NTD rates before and after fortification





Wheat Flour Fortification Legislation - **mandated** in 81 countries



Source: Food Fortification Initiative, 2014. Note: All countries fortify flour with at least iron and folic acid except Australia which does not include iron, and Venezuela, the United Kingdom, and the Philippines which do not include folic acid.

Rice

Bulk of the Research has focused on Iron fortification

	Vehicle	Country	Source/Study Type	Title
Efficacy	Rice	India	American Journal of Clinical Nutrition, 2006	Extruded rice fortified with micronized ground ferric pyrophosphate reduces iron deficiency in Indian schoolchildren: A double-blind randomized controlled trial
	Rice	Mexico	Food and Nutrition Bulletin, 2008	Efficacy of iron-fortified Ultra Rice in improving the iron status of women in Mexico
	Rice	The Philippines	Journal of Nutrition, 2005	Iron-biofortified rice improves the iron stores of nonanemic Filipino women
	Rice*	Brazil	Journal of Nutrition, 2009	Iron-fortified rice is as efficacious as supplemental iron drops in infants and young children
	Rice	India	National Institute of Nutrition; Department of Biotechnology, Government of India, 2009	Evaluation of bio-effect of Ultra Rice on iron status of beneficiaries of Mid Day Meal Programme: a study in a primary school of Ranga Reddy district of Andhra Pradesh
	Rice	The Philippines	International Journal for Vitamin and Nutrition Research, 2008	Efficacy of Iron-fortified rice in reducing anemia among schoolchildren in the Philippines
Acceptability	Rice	Thailand/Bangladesh	Journal of the Science of Food and Agriculture, 2009	Iron fortification and parboiled rice quality: appearance, cooking quality and sensory attributes
	Rice	N/A	International Journal of Food Science and Technology, 2008	Effect of Iron Compounds on the Storage Stability of Multiple Fortified Ultra Rice

Potential for wheat flour fortification

- Widely and regularly consumed
- Technology is simple
- Extensive experience - > 70 years
- Cost effective and proven efficacy and effectiveness
- PDS offtake under NFSA – 60 MMT





World Health Organization

Recommendations on Wheat and Maize Flour Fortification Meeting Report: Interim Consensus Statement

PURPOSE

This statement is based on scientific reviews prepared for a Flour Fortification Initiative (FFI) technical workshop held in Stone Mountain, GA, USA in 2008 where various organizations actively engaged in the prevention and control of vitamin and mineral deficiencies and various other relevant stakeholders met and discussed specific practical recommendations to guide flour fortification efforts being implemented in various countries by the public, private and civic sectors. This joint statement reflects the position of the World Health Organization (WHO), Food and Agriculture Organization of the United Nations (FAO), The United Nations Children's Fund (UNICEF), Global Alliance for Improved Nutrition (GAIN), The Micronutrient Initiative (MI) and FFI. It is intended for a wide audience including food industry, scientists and governments involved in the design and implementation of flour fortification programs as public health interventions.

BACKGROUND

WHO and FAO published in 2006 the *Guidelines on Food Fortification with Micronutrients* (WHO/FAO, 2006). These general guidelines, written from a nutrition and public health perspective are a resource for governments and agencies implementing or considering food fortification and a source of information for scientists, technologists and the food industry. Some basic principles for effective fortification programs along with fortificants' physical characteristics, selection and use with specific food vehicles are described. Fortification of widely distributed and consumed foods has the potential to improve the nutritional status of a large proportion of the population, and neither requires changes in dietary patterns nor individual decision for compliance. Technological issues to food fortification need to be fully resolved especially with regards to appropriate levels of nutrients, stability of fortificant, nutrient interactions, physical properties and acceptability by consumers (WHO/FAO, 2006). Worldwide, more than 400 million metric tons of wheat and maize flours are milled annually by commercial roller mills and consumed as noodles, breads, pasta, and other flour products by people in many countries. Fortification of industrially processed wheat and maize flour, when appropriately implemented, is an effective, simple, and inexpensive strategy for supplying vitamins and minerals to the diets of large segments of the world's population. It is estimated that the proportion of industrial-scale wheat flour being fortified is 93% in the Americas, 33% in Africa, 44% in Eastern Mediterranean, 21% in South-East Asia, 6% in Europe, and 4% in the Western Pacific regions in 2007 (FFI, 2008).

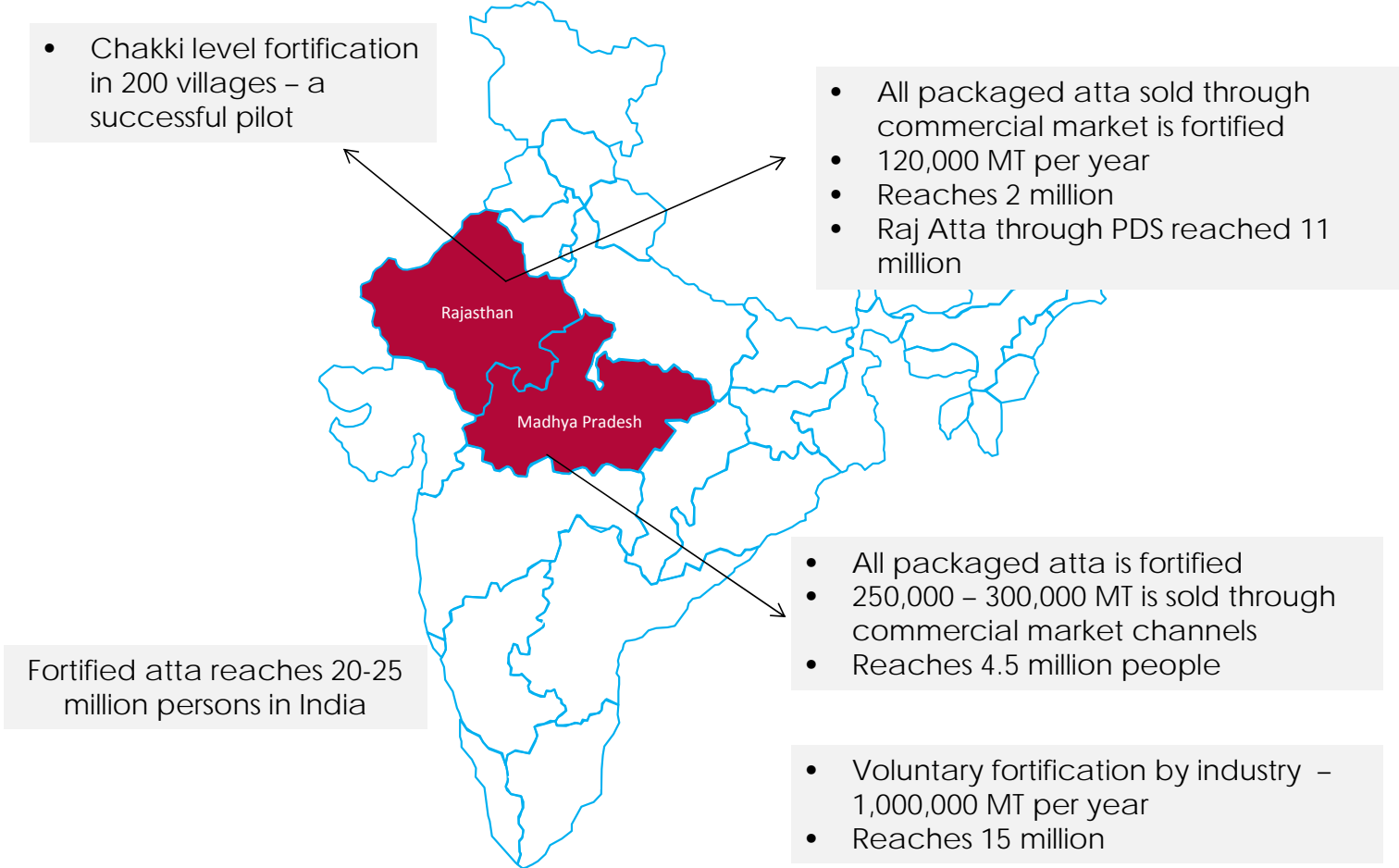
THE FFI SECOND TECHNICAL WORKSHOP ON WHEAT FLOUR FORTIFICATION

Nearly 100 leading nutrition, pharmaceutical and cereal scientists and milling experts from the public and private sectors from around the world met on March 30 to April 3, 2008 in Stone Mountain, GA, USA to provide advice for countries considering national wheat and/or maize flour fortification. This Second Technical Workshop on Wheat Flour Fortification: Practical Recommendations for National Application was a follow up to a FFI, the US Centers for Disease Control and Prevention (CDC) and the Mexican Institute of Public Health, first technical workshop entitled "Wheat Flour Fortification: Current Knowledge and Practical Applications," held in Cuernavaca, Mexico in December 2004 (FFI, 2004). The purpose of this second workshop was to provide guidance on national fortification of wheat and maize flours, milled in industrial roller mills (i.e. >20 metric tons/day milling capacity), with iron, zinc, folic acid, vitamin B₉ and vitamin A and to develop guidelines on formulations of premix based on common ranges of flour consumption. A secondary aim was to agree on the best practices guidelines for premix manufacturers and millers. Expert work groups prepared technical documents reviewing published efficacy and effectiveness studies as well as the form and levels of fortificants currently being added to flour in different countries. The full reviews will be published in a supplement of *Food and Nutrition Bulletin* in 2009 and the summary recommendations of this meeting can be found in http://www.who.int/wha/wha68/a68r16/wha68r16_en.pdf (FFI, 2008).

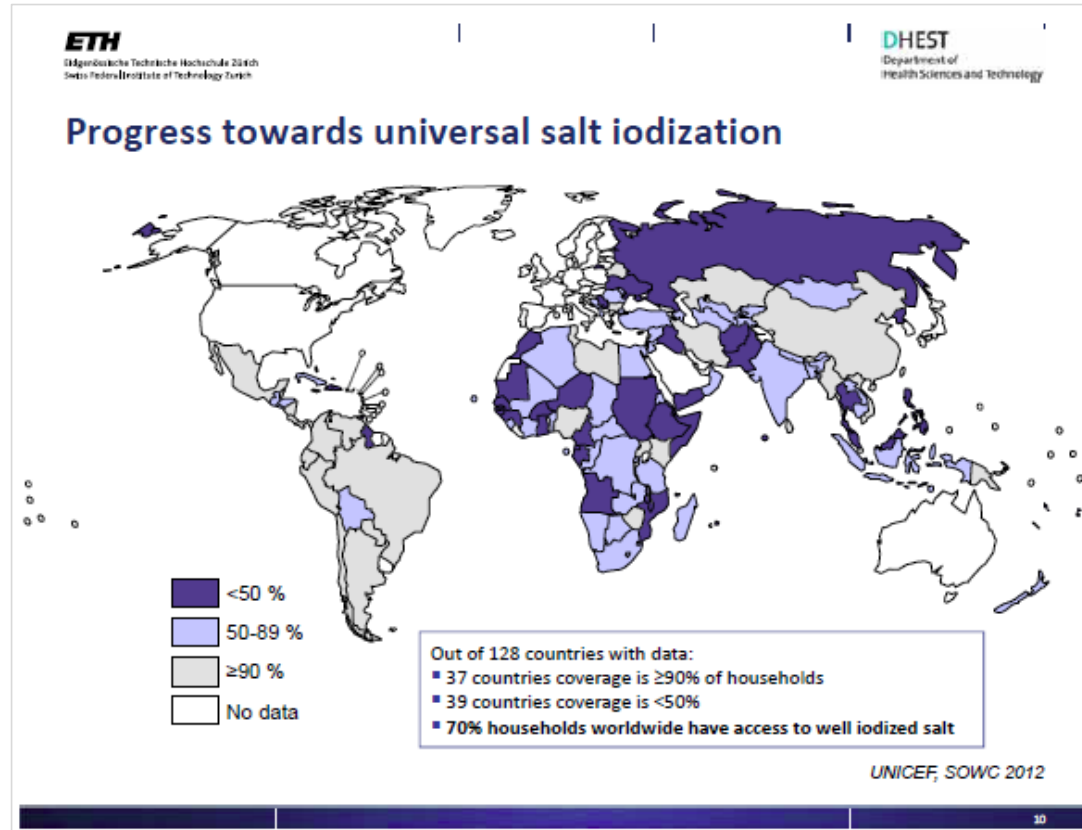
RECOMMENDATIONS FOR WHEAT AND MAIZE FLOUR FORTIFICATION

Wheat and maize flour fortification is a preventive food-based approach to improve micronutrient status of populations over time that can be integrated with other interventions in the efforts to reduce vitamin and mineral deficiencies when identified as public health problems. However, fortification of other appropriate food vehicles with the same and/or other nutrients should also be considered when feasible. Wheat and maize flour fortification should be considered when industrially produced flour is regularly consumed by large population groups in a country. Wheat and maize flour fortification programmes could be expected to be most effective in achieving a public health impact if mandated at the national level and can help achieve international public health goals. Decisions about which nutrients to add and the appropriate amounts to add to fortify flour should be based on a series of factors including the nutritional needs and deficiencies of the population; the usual consumption profile of "fortifiable" flour (i.e. the total estimated amount of flour milled by

Wheat flour fortification in India

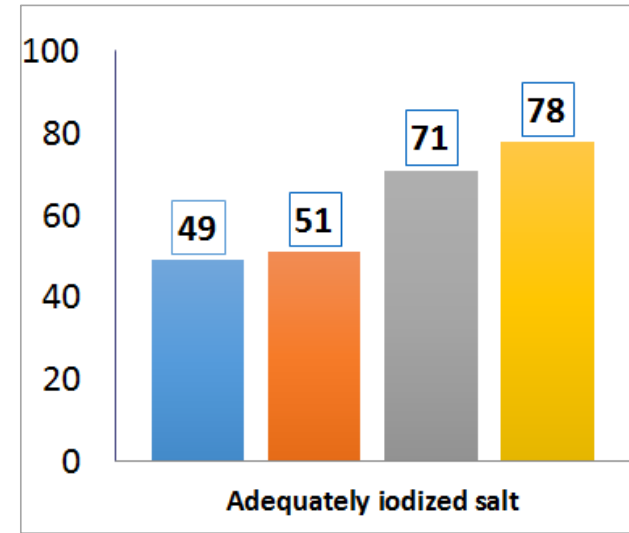
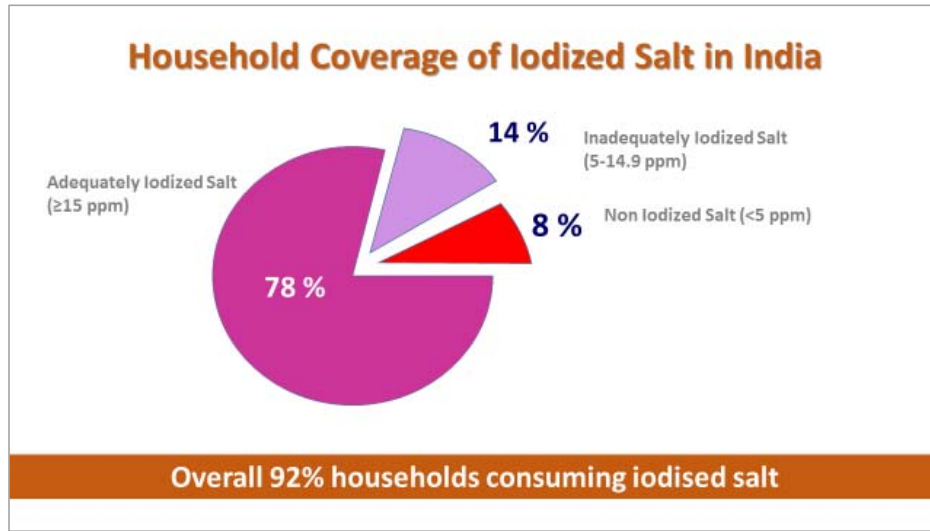


Universal Salt Iodisation



Summary Findings

- Progress achieved during the last decade is remarkable
- The results of the survey constitute an unprecedented success
- This optimism however need to be tempered

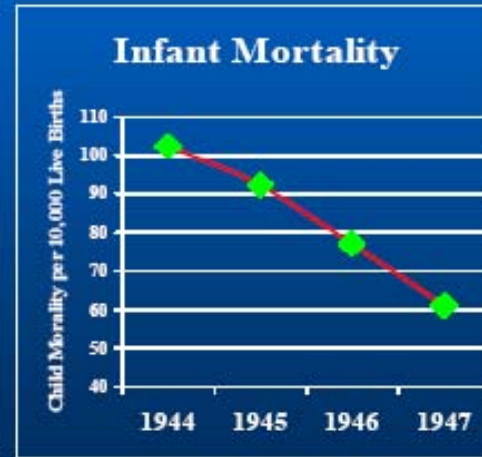
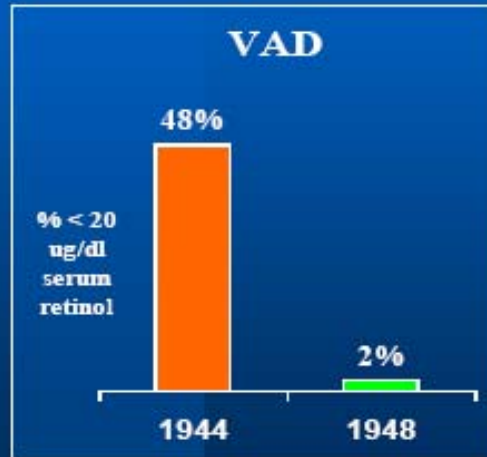


DFS – Iodine and Iron fortified salt

1. Fortification of common salt with iron: effect of chemical additives on stability and bioavailability. Rao BS, Vijayasarathy C. ***Am J Clin Nutr.* 1975 Dec;28(12):1395-401.**
2. The use of common salt (sodium chloride) fortified with iron to control anaemia: results of a preliminary study. Nadiger HA, Krishnamachari KA, et al. ***Br J Nutr.* 1980 Jan;43(1):45-51.**
3. Fortification of salt with iron and iodine to control anaemia and goitre: Development of a new formula with good stability and bioavailability of iron and iodine, Bagepalli S. Narasinga Rao; ***The United Nations University Press; Food and Nutrition Bulletin; Volume 15 (1993/1994), number 1, March 1994.***
4. Impact evaluation of iron & iodine fortified salt. Nair KM, Brahmam GN, Ranganathan S, et al. ***Indian J Med Res.* 1998 Nov;108:203-11.**
5. Dual fortification of salt with iodine and iron: a randomized, doubleblind, controlled trial of micronized ferric pyrophosphate and encapsulated ferrous fumarate in southern India. M Andersson, P Thankachan, S Muthayya, et al. ***Am J Clin Nutr* 2008;88:1378–87**


Fats and oil

Industrial Country Impact: Canada Margarine Fortification



Fortification Begins 1944

Oil Fortification



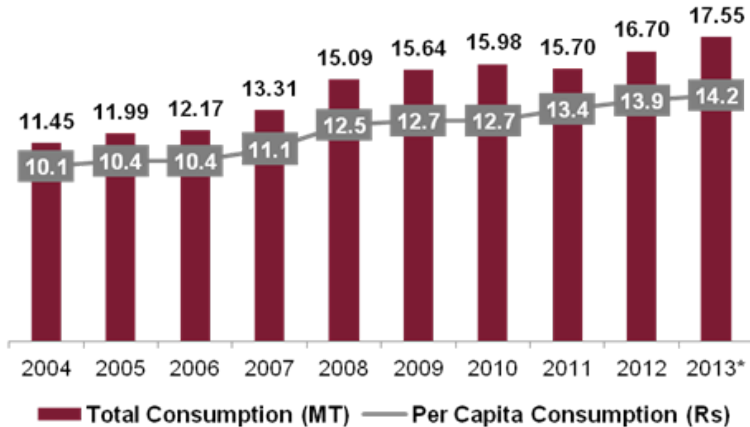
The stability of vitamin A in oil is greater than other currently used food vehicles such as flour, sugar or corn soy blends. Losses are estimated at 5% during shipping and 10% during open storage in the field. Cooking losses will range from 5% for boiling or simmering to 20% when the food is fried. Higher losses, over 50%, would occur with very high temperature and/or repeated frying, but this type of application is not believed to be common with PL 480 vegetable oil.

Oil Fortification

Stability of Vitamin A in fortified oil after repeated frying of potatoes at 180°C
(Average of 2 replicates)

Number of frying	% Vitamin A retained	
	33.3 IU/G	66.6 IU/g
1	90.5	93.5
2	87.0	86.5
3	77.5	82.0
4	72.5	76.5
5	68.0	70.5

Potential for edible oil fortification



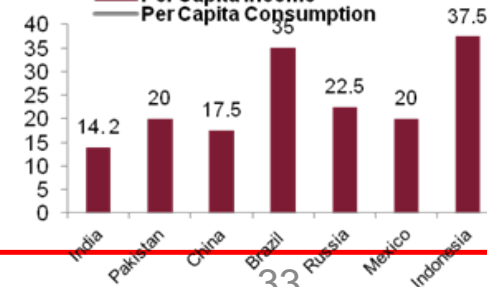
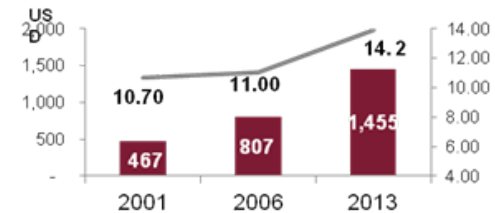
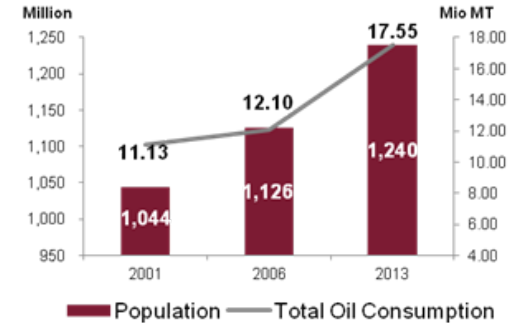
Source: OECD – FAO Estimates + NCAER & SEA estimates

- Domestic edible oil market: Est. at \$15 billion & set to grow at 5-6% annually.
- Demand for edible oils is projected to rise to 25 MMT in near future moving in tandem with the avg. per capita income growing at 4-6%.
- Refined oil accounts for over third of total oil consumption with a market size of 5 MMT & is growing 15% annually.

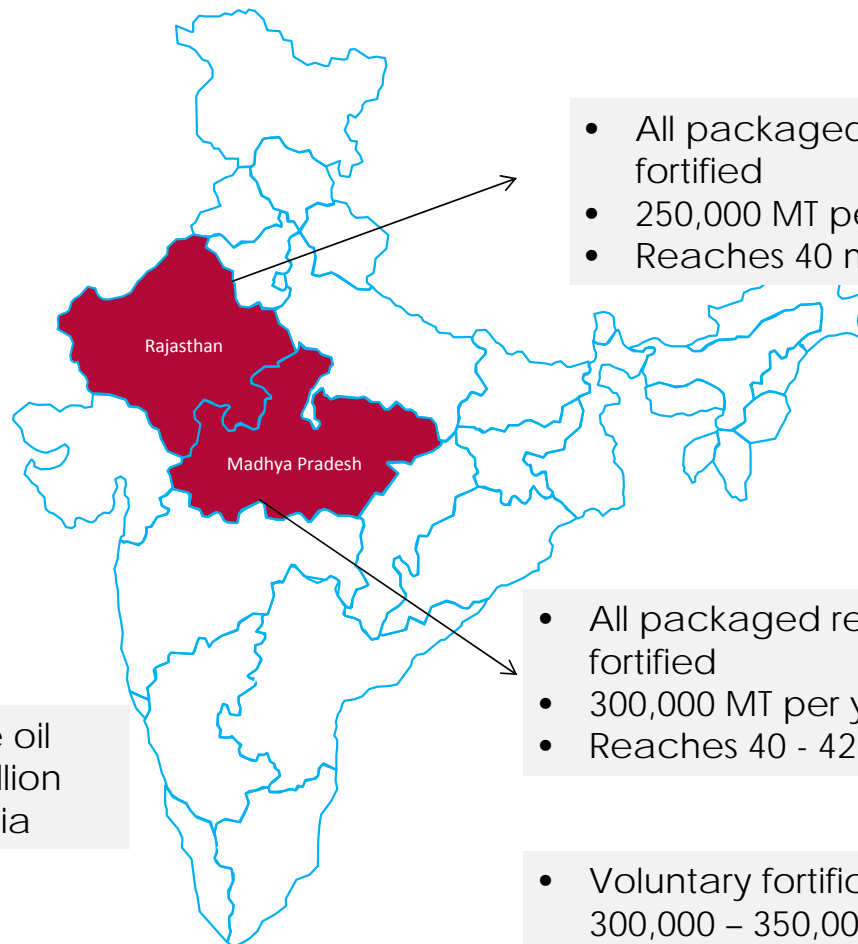
Edible Oil consumption @ 17.55 MMT in line with population growth.

Getting turbo charged by growing per capita income.

At 14.2 kgs per capita edible oil consumption in India is much lower than global average of 20 kgs.



Edible oil fortification in India



- All packaged refined oil is fortified
- 250,000 MT per year
- Reaches 40 million

Fortified edible oil reaches 125 million persons in India

- All packaged refined oil is fortified
- 300,000 MT per year
- Reaches 40 - 42 million

- Voluntary fortification by industry 300,000 – 350,000 MT per year
- Reaches 42-45 million

Milk

Efficacy of food fortification on serum 25-hydroxyvitamin D concentrations: systematic review¹⁻⁴

Siobhan O'Donnell, Ann Cranney, Tanya Horsley, Hope A Weiler, Stephanie A Atkinson, David A Hanley, Daylily S Ooi, Leanne Ward, Nick Barrowman, Manchun Fang, Margaret Sampson, Alexander Tsertsvadze, and Fatemeh Yazdi

Vitamin D fortification in the United States and Canada: current status and data needs¹⁻⁴

Mona S Calvo, Susan J Whiting, and Curtis N Barton

Fluid milk is the only food that is routinely fortified with vitamin D. In the United States and Canada fortified milk and ready to eat cereals are the predominant food sources of vitamin D

Milk fortification - Effective public health strategy

Efficacy of food fortification on serum 25-hydroxyvitamin D concentrations: systematic review¹⁻⁴

Siobhan O'Donnell, Ann Cranney, Tanya Horsley, Hope A Weiler, Stephanie A Atkinson, David A Hanley, Daylily S Ooi, Leanne Ward, Nick Barrowman, Manchun Fang, Margaret Sampson, Alexander Tsertsvadze, and Fatemeh Yazdi

Am J Clin Nutr 2008;88:1528-34.

This systematic reviewed showed that fortification of foods with vitamin D was associated with statistically significant improvements in serum 25(OH)D concentrations that have important implications for the maintenance of vitamin D status in the population.

Milk fortification - Effective public health strategy

Impact of vitamin D fortified milk supplementation on vitamin D status of healthy school children aged 10-14 years.

[Khadgawat R¹](#), [Marwaha RK](#), [Garg MK](#), [Ramot R](#), [Oberoi AK](#), [Sreenivas V](#), [Gahlot M](#), [Mehan N](#), [Mathur P](#), [Gupta N](#)

Vitamin D fortification in the United States and Canada: current status and data needs¹⁻⁴

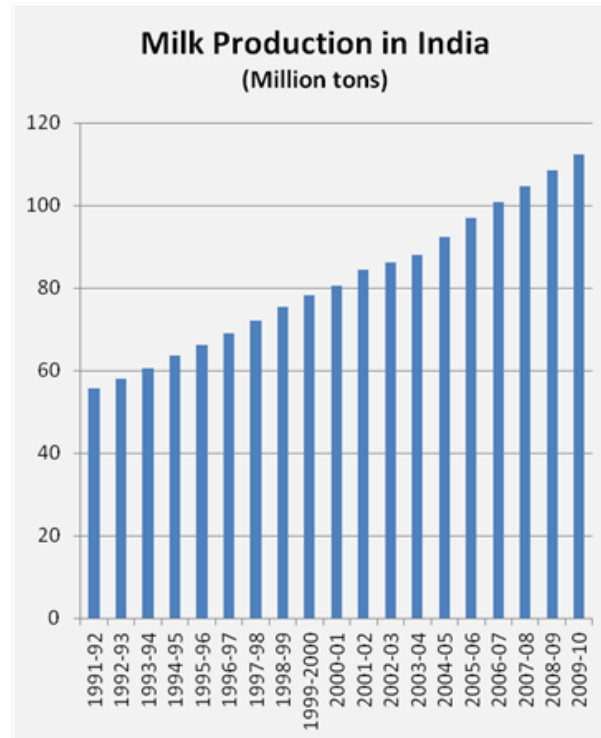
Mona S Calvo, Susan J Whiting, and Curtis N Barton

Effects of fortified milk on morbidity in young children in north India: community based, randomised, double masked placebo controlled trial

Sunil Sazawal¹, Usha Dhingra¹, Girish Hiremath¹, Jitendra Kumar², Pratibha Dhingra², Archana Sarkar², Venugopal P Menon², Robert E Black¹


Potential for milk fortification

- Indian dairy industry has progressed from a situation of scarcity to that of plenty
- India is now the largest milk producer in the world
- Annual production is >132 million tons
- Milk production quadrupled between 1974 and 2006 - Operation floods
- Per capita availability is 236 ml/day
- Per capita production is projected to increase to > 350 ml/day by 2020





Point of use fortification - MNPs



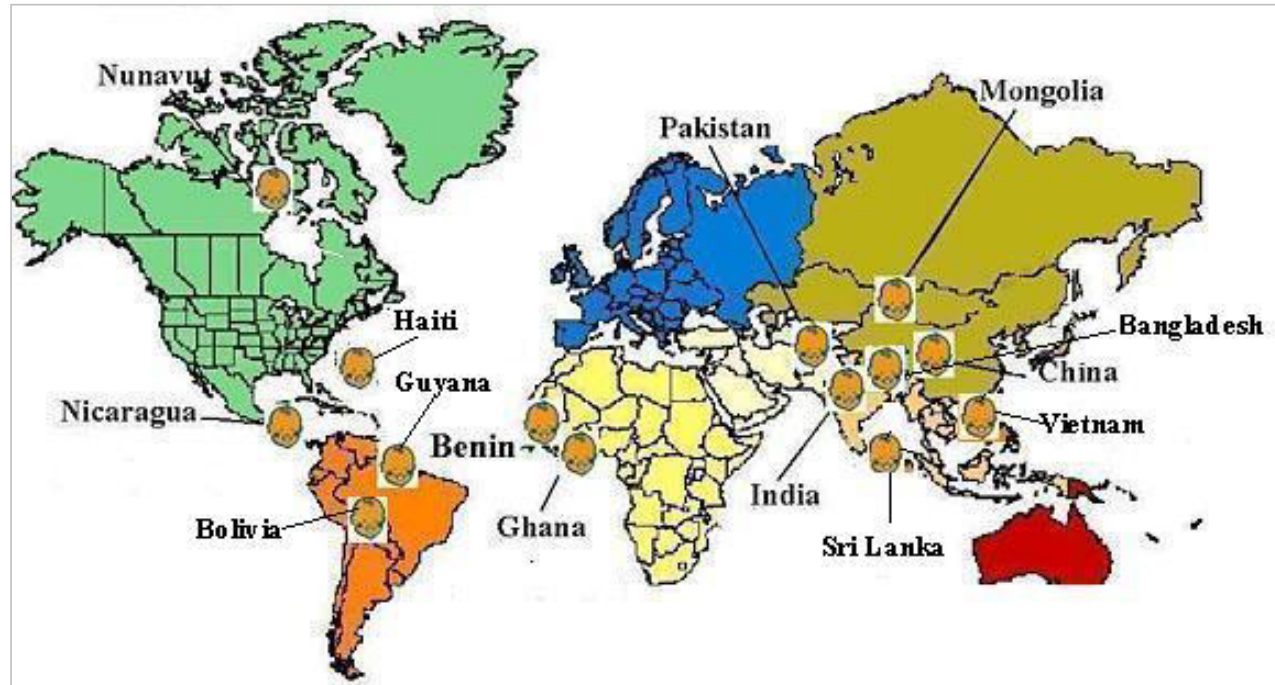
Guideline:

**Use of multiple
micronutrient powders for
home fortification of foods
consumed by infants and
children 6–23 months of age**



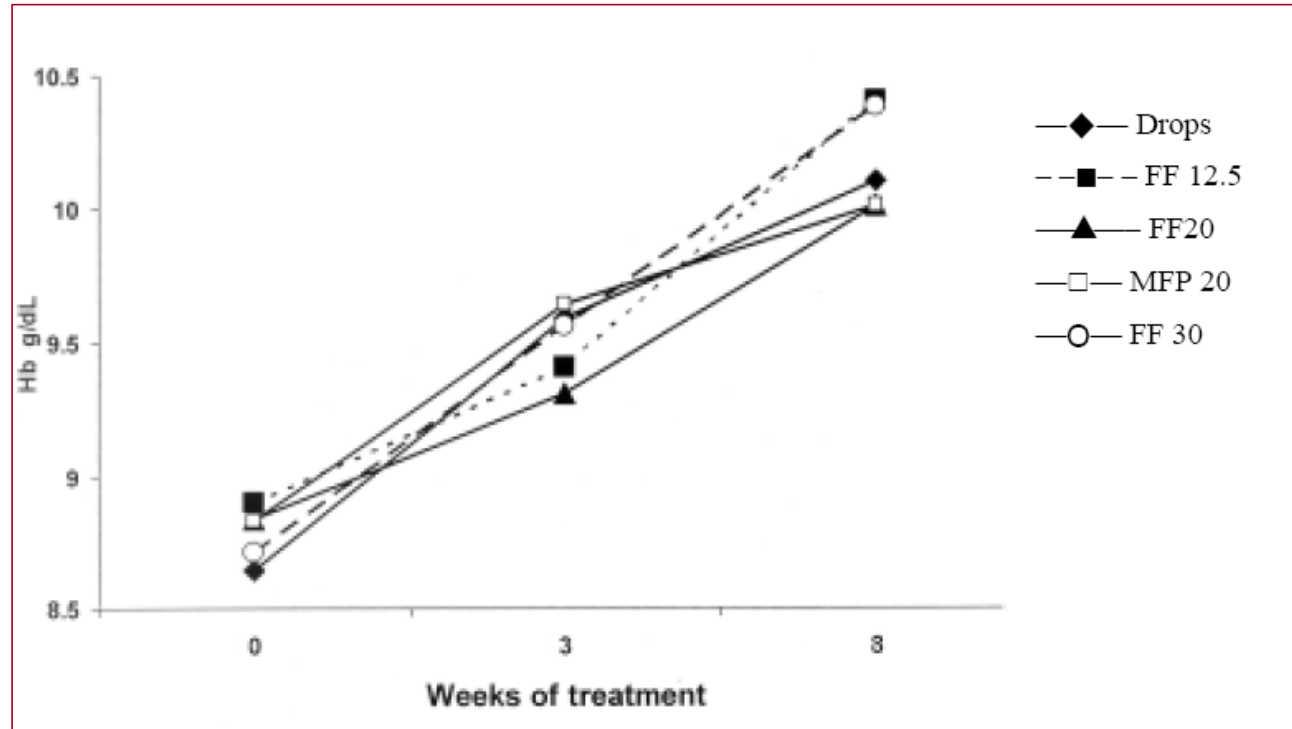
Point of use fortification

Efficacy of MNPs established world wide





Food fortification in India



Food fortification in India

Enhancements to Nutrition Program in Indian Integrated Child Development Services Increased Growth and Energy Intake of Children^{1,2}

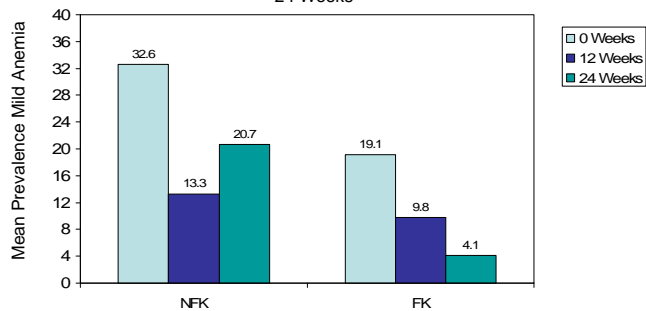
Rasmi Avula,^{3*} Edward A. Frongillo,^{3*} Mandana Arabi,⁴ Sheel Sharma,⁵ and Werner Schultink⁴
J. Nutr. doi: 10.3945/jn.109.116954.

1. A quasi experimental longitudinal design was used
2. 15 AWCs with 'enhanced' program and 15 with normal program
3. Multilevel linear regression was used to examine changes over time
4. The enhanced program significantly increased growth in WAZ and HAZ



Point of use fortification - ICDS

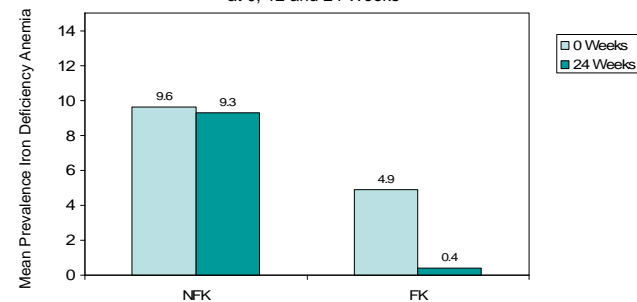
Prevalence Mild Anemia for NFK and FK at 0, 12 and 24 Weeks



Anaemia Treatment Group

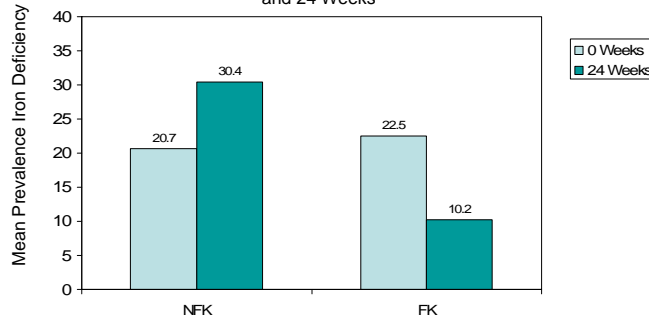
14mg microencapsulated ferrous fumarate, 500IU's Vitamin A (acetate 250 CWS) and 0.05mg folic acid per 25g serving

Prevalence Iron Deficiency Anemia for NFK and FK at 0, 12 and 24 Weeks



IDA

Prevalence Iron Deficiency for NFK and FK at 0, 12 and 24 Weeks



Iron Deficiency

Impact at national level

Denmark, Sweden, Finland – 10 -20 % of iron intake was from fortified foods

Hallberg L, et al. Nutr Dieta 1989;44:94-105.

German children 2-13 yrs – 60% of iron intake in 1987 was from fortified foods and increased to 78% in 1995.

Sichert-Hellert W. et al. Eur J Clin Nutr 2000;54:81-86.

Nationally representative data in USA – in women of reproductive age, 40% of total iron intake was from fortified ready-to-eat cereals

Ramakrishnan U, et al. FASEB J 2001;15:748.8

Fortified foods are major contributors to nutrient intakes in Diets of US Children and Adolescents

Academy of Nutrition and Dietetics 2014

Impact at national level

British Journal of Nutrition (2007), **97**, 1177–1186
© The Authors 2007

doi: 10.1017/S0007114507669207

The impact of voluntary fortification of foods on micronutrient intakes in Irish adults

Evelyn M. Hannon*, Mairead Kiely and Albert Flynn

Irish Universities Nutrition Alliance, Department of Food and Nutritional Sciences, University College Cork, Cork, Republic of Ireland

(Received 27 July 2006 – Revised 29 November 2006 – Accepted 4 December 2006)

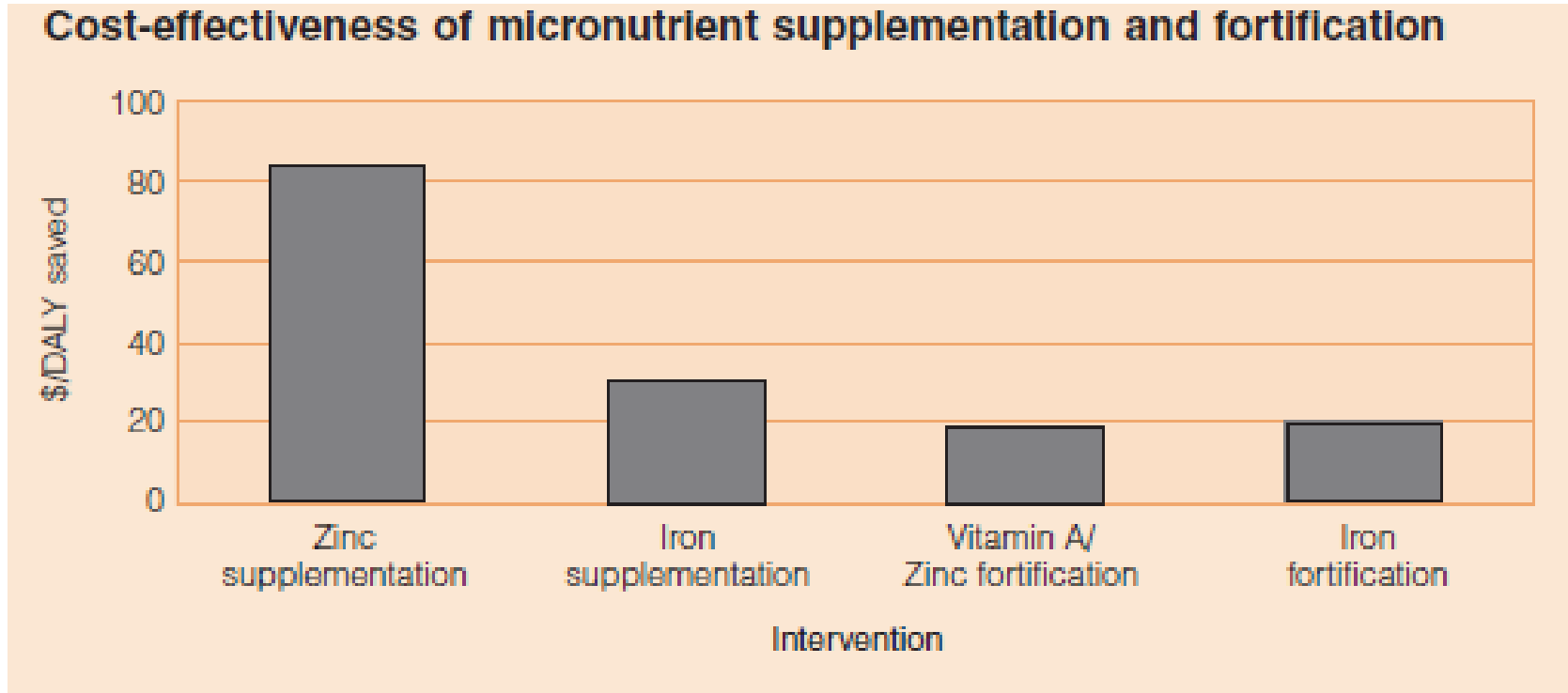
British Journal of Nutrition (2007), **97**, 1051–1052
© The Authors 2007

doi: 10.1017/S0007114507709121


Invited Commentary

Further evidence that food fortification improves micronutrient status

Cost-effectiveness



Cost-effectiveness





Food Fortification as a Strategy for Nutrition Delivery

Critical Factors for Success

Critical success factors

Choosing a vehicle

Food Industry and market related

Food laws and regulation

Building PPP and alliances



Critical success factors

Choosing a vehicle

- Food consumption data for potential food vehicle(s)
- Marketing and distribution data for the food vehicles(s)
- Determining the technical and economic feasibility



Critical success factors

- Food Industry and market analysis
 - Industry capacity & concentration
 - Public – private share and role
 - Investment climate for food fortification



Critical success factors

- Food laws and regulation
 - Voluntary fortification
 - Mandatory fortification
 - Monitoring and enforcement
 - Role of Govt & Food Industry

Critical success factors

Barriers - Consumers

- Nutrition Low Purchase Priority
- Price Sensitivity
- No Perceived Need. *Hidden Hunger*
- Prevention & Future Benefits

*The most at risk choose
the least expensive product*

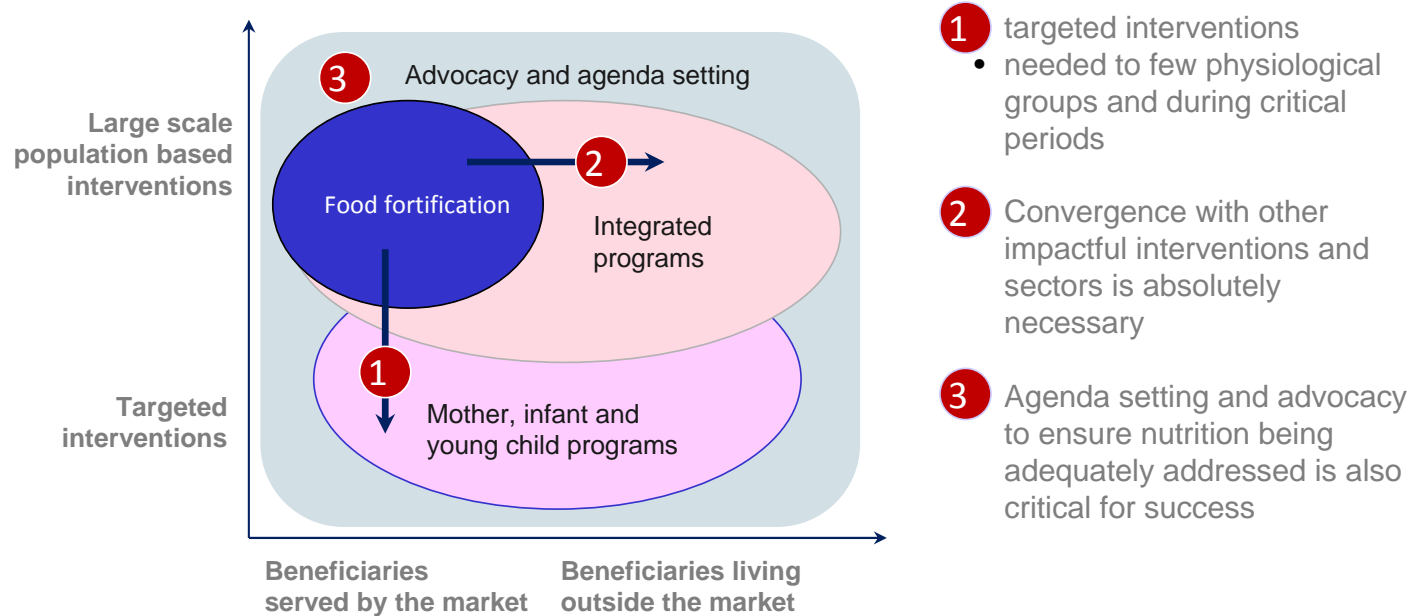
Critical success factors

- Barriers - Producers
 - Little Price or Volume Increase
 - Competition and Price Pressure
 - Low Profit Margins
 - Low Capacity Utilization

It is not the Cost

It is the Competition

complementary strategy



Integrated approaches needed to ensure most vulnerable populations are reached